

**UNIVERSITY OF AGRICULTURAL SCIENCES, BENGALURU &
INDIAN METEOROLOGICAL DEPARTMENT**



**GRAMIN KRISHI MAUSAM SEWA
AMFU, OFRS, NAGANAHALLI,
MYSURU - 570003**



Date: 30-07-2024

AGRO-ADVISORY BULLETIN FOR MYSURU DISTRICT

Issued jointly by, UAS, Bengaluru & Indian Meteorological Department

Past Weather Data

Parameter	26.07.2024	27.07.2024	28.07.2024	29.07.2024	30.07.2024
Rainfall (mm)	2.6	1	0	0	8.8
Max. Temp. (°C)	27	27	28	29.8	27.5
Min. Temp. (°C)	-	-	-	-	-
Sky condition (Octas)	8	6	6	6	8
Relative humidity (%) 0830 hours	84	80	78	92	90
Relative humidity (%) 1730 hours	-	75	77		80
Wind Speed (km/h)	4	8	2	8	6
Wind Direction	230	230	270	230	230

Weather forecast for the next five days (From 31-07-2024 to 04-08-2024)

Parameter	31.07.2024	01.08.2024	02.08.2024	03.08.2024	04.08.2024
Rainfall (mm)	57	64	48	10	5
Max. temp (°C)	27.8	26.7	24.4	26.7	27.8
Min.Temp (°C)	16.7	16.3	16	16	15.7
Sky condition (Octas)	8	8	8	8	8
Relative humidity (%) 0830 hours	91	93	93	92	92
Relative humidity (%) 1730 hours	74	83	85	73	65
Wind Speed (kmph)	18	14	15	17	15
Wind Direction	248	248	248	248	248

Forecast Summary

As forecast received from IMD, cloudy sky with **light to heavy rainfall** may be expected from 31.07.2024 to 04.08.2024 in Mysuru district. The day temperature is expected to be 24.4-27.8°C & night temperature is expected 15.7-16.7°C. The relative humidity in the morning hours is expected to be 91-93% & afternoon relative humidity is expected to be in the range of 65-85%. Wind speed expected to be 14-18 km/hr.

Recommendations to the farmers:

Crop	Pest/Disease	Damage symptoms	Control measures
------	--------------	-----------------	------------------

General Advisory

- **Avoid Spraying:** Due to high wind speeds.
- **Monitor Soil Moisture:** Regularly check fields for signs of waterlogging and take appropriate measures to ensure proper drainage.
- **Support Plants:** Use stakes or other supports to prevent lodging in crops susceptible to toppling due to heavy rain and wind.
- **Delay Fertilizer Application:** Postpone any planned fertilizer applications until the weather conditions improve to avoid nutrient leaching and runoff.
- **Harvesting:** Delay harvesting of crops, especially those sensitive to moisture, until the heavy rainfall subsides.
- **Storage:** Store harvested produce in a safe, dry place to prevent spoilage due to high humidity and rain.
- **Tomato Fruit Problems:** Remove affected fruits promptly to prevent the spread of disease and consider using protective coverings to shield plants from excess rain.
- **Tobacco Harvesting:** Delay harvesting if possible. If immediate harvesting is necessary, ensure proper drying conditions by using artificial dryers or well-ventilated areas to prevent low-grade quality due to wet conditions.

Crop	Stage	Advisory
Tomato	Fruit development	Ensure proper drainage, remove affected fruits to prevent spread of disease, avoid irrigation, and delay fertilizer application until rainfall subsides. Use protective covering if possible.
Ginger, Turmeric & Cabbage	Rhizome development	Ensure proper drainage, avoid water stagnation, and delay fertilizer application.
Pulses (Green gram, Black gram, Cowpea, Avare, Groundnut)	Vegetative	Ensure proper drainage, avoid waterlogging, support plants if necessary, and delay fertilizer application.
Banana	Bunch development	Support plants to prevent toppling, ensure proper drainage, avoid waterlogging, and delay fertilizer application.
Paddy and Ragi	Transplanting	Ensure proper drainage, avoid waterlogging, and delay fertilizer application until rainfall reduces.
Tobacco	Harvesting	Avoid harvesting during high wind speeds and heavy rainfall, ensure proper drying conditions.
Coffee	Berry development	Ensure proper drainage, avoid waterlogging, delay fertilizer application, and support plants if necessary.
Maize, Brinjal, Sunflower, Chilli and Cotton	Vegetative	Ensure proper drainage, avoid waterlogging, support plants and delay fertilizer application.
Beans	Flowering	Ensure proper drainage, avoid waterlogging, support plants if necessary, and delay fertilizer application.
Coconut & Arecanut	Basin formation	Create basins around trees to retain moisture, ensure proper drainage, and delay further manure application until the weather stabilizes.

Maize Fall army worm	Vegetative stage	5% damage- Application of 5% neem seed kernel extract (NSKE) or azadirachtin 1500ppm @ 5ml/litre (1 litre/acre)of water. 10% damage- Whorl application of any one of the recommended insecticides for FAW, viz.,Chlorantraniliprole 18.5 SC (80 ml/acre) @ 0.4 ml/litre or Spinetoram 11.7 %SC (100ml/acre) @ 0.5 ml/litre or Emamectin benzoate 5% SG (80g/acre) @ 0.4g/litre.
Tomato Fruit borer	Fruiting	<ul style="list-style-type: none"> • Caterpillar bore the flower buds and fruits. Infested flower buds with hole and drops off, fruit with a hole, water enter through the hole leads to rotting. • Trap crop: For every 25 rows of tomato grow one row of marigold cultivar African tall. The marigold seedlings about 35-40 days old. If borer problems exceeds10 per cent spray 4 per cent. NSKE or 100 LE, Ha. NPV. If infestation in severe form spray 1.0 g. Methomil 40 SP. in a lit. water
Coconut	Rhinoceros beetle	Remove the beetle from infected part and fill 2 % Quinolphos or 5 % Melathion in sand @ 1:1 ratio.
Sericulture	Ensure proper drainage in mulberry fields to prevent waterlogging. Maintain optimal humidity and ventilation in rearing houses. Check for pests and diseases due to high moisture levels.	
Poultry	Ensure proper ventilation in poultry houses to avoid heat stress. Keep poultry housing dry and clean to prevent disease outbreaks. Secure structures to withstand high winds.	
Livestock	Provide shelter to protect animals from heavy rain and high winds. Ensure proper drainage in animal housing areas. Maintain dry bedding to prevent hoof problems. Monitor for signs of respiratory issues and provide balanced nutrition to support immune function.	
Rainwater Harvesting	Clean and maintain rainwater harvesting structures to prevent clogging. Ensure storage tanks are covered to prevent contamination. Utilize excess rainwater for irrigation during dry periods.	

Block level weather forecast (From 31-07-2024 to 04-08-2024)

H.D. Kote					
Parameter	31.07.2024	01.08.2024	02.08.2024	03.08.2024	04.08.2024
Rainfall (mm)	3.6	22.7	15.2	4	1
Max. temp (°C)	23.1	20.7	20.6	24.5	24.2
Min.Temp (°C)	18.8	18.4	18	17.8	17.8

Sky condition (Octas)	8	8	8	8	8
Relative humidity (%) 0830 hours	92	95	95	95	95
Relative humidity (%) 1730 hours	78	91	86	75	68
Wind Speed (kmph)	16	13	15	15	14
Wind Direction	248	248	248	248	243

Hunsuru					
Parameter	31.07.2024	01.08.2024	02.08.2024	03.08.2024	04.08.2024
Rainfall (mm)	6.2	17.2	17.7	5.7	1.7
Max. temp (°C)	23.7	21.4	21.1	24.6	24.9
Min.Temp (°C)	18.6	18.4	17.9	17.8	17.5
Sky condition (Octas)	8	8	8	8	8
Relative humidity (%) 0830 hours	93	95	95	95	96
Relative humidity (%) 1730 hours	79	91	86	75	68
Wind Speed (kmph)	14	11	14	15	14
Wind Direction	248	248	248	248	246

K.R. Nagara					
Parameter	31.07.2024	01.08.2024	02.08.2024	03.08.2024	04.08.2024
Rainfall (mm)	6.8	7.4	14.6	6.4	1.3
Max. temp (°C)	24.3	21.1	20.7	24.8	24.8
Min.Temp (°C)	18.4	18.2	17.6	17.6	17.3
Sky condition (Octas)	8	8	8	8	8
Relative humidity (%) 0830 hours	92	94	94	93	95
Relative humidity (%) 1730 hours	74	87	85	70	64
Wind Speed (kmph)	15	12	15	17	15
Wind Direction	248	248	248	249	252

Mysuru					
Parameter	31.07.2024	01.08.2024	02.08.2024	03.08.2024	04.08.2024
Rainfall (mm)	9.9	19.8	16.5	9.6	4.9
Max. temp (°C)	23.2	20.3	19.7	23.4	23.8
Min.Temp (°C)	17.6	17.4	17	17.1	16.9

Sky condition (Octas)	8	8	8	8	8
Relative humidity (%) 0830 hours	93	94	93	93	94
Relative humidity (%) 1730 hours	73	86	85	74	64
Wind Speed (kmph)	19	15	18	18	17
Wind Direction	248	248	248	248	248

Nanjanagudu

Parameter	31.07.2024	01.08.2024	02.08.2024	03.08.2024	04.08.2024
Rainfall (mm)	12.9	19	12.8	7.8	2.7
Max. temp (°C)	22.2	19.8	18.9	22.8	22.4
Min.Temp (°C)	17	16.7	16.4	16.4	16.2
Sky condition (Octas)	8	8	8	8	8
Relative humidity (%) 0830 hours	91	91	91	90	90
Relative humidity (%) 1730 hours	71	82	82	71	63
Wind Speed (kmph)	22	18	20	21	19
Wind Direction	248	248	248	248	248

Piriapatna

Parameter	31.07.2024	01.08.2024	02.08.2024	03.08.2024	04.08.2024
Rainfall (mm)	8.3	25.4	23.7	3.1	0.9
Max. temp (°C)	24.5	22.8	22	24.9	25.4
Min.Temp (°C)	19	18.6	18.1	18	17.6
Sky condition (Octas)	8	8	8	8	8
Relative humidity (%) 0830 hours	94	95	95	93	96
Relative humidity (%) 1730 hours	81	90	87	75	72
Wind Speed (kmph)	13	11	12	14	13
Wind Direction	248	248	248	248	248

T. Narasipura

Parameter	31.07.2024	01.08.2024	02.08.2024	03.08.2024	04.08.2024
Rainfall (mm)	8.5	19.9	13.9	8.2	3.5
Max. temp (°C)	23.6	21.7	19	23.4	23.4
Min.Temp (°C)	17.6	17.4	17	17.2	16.8

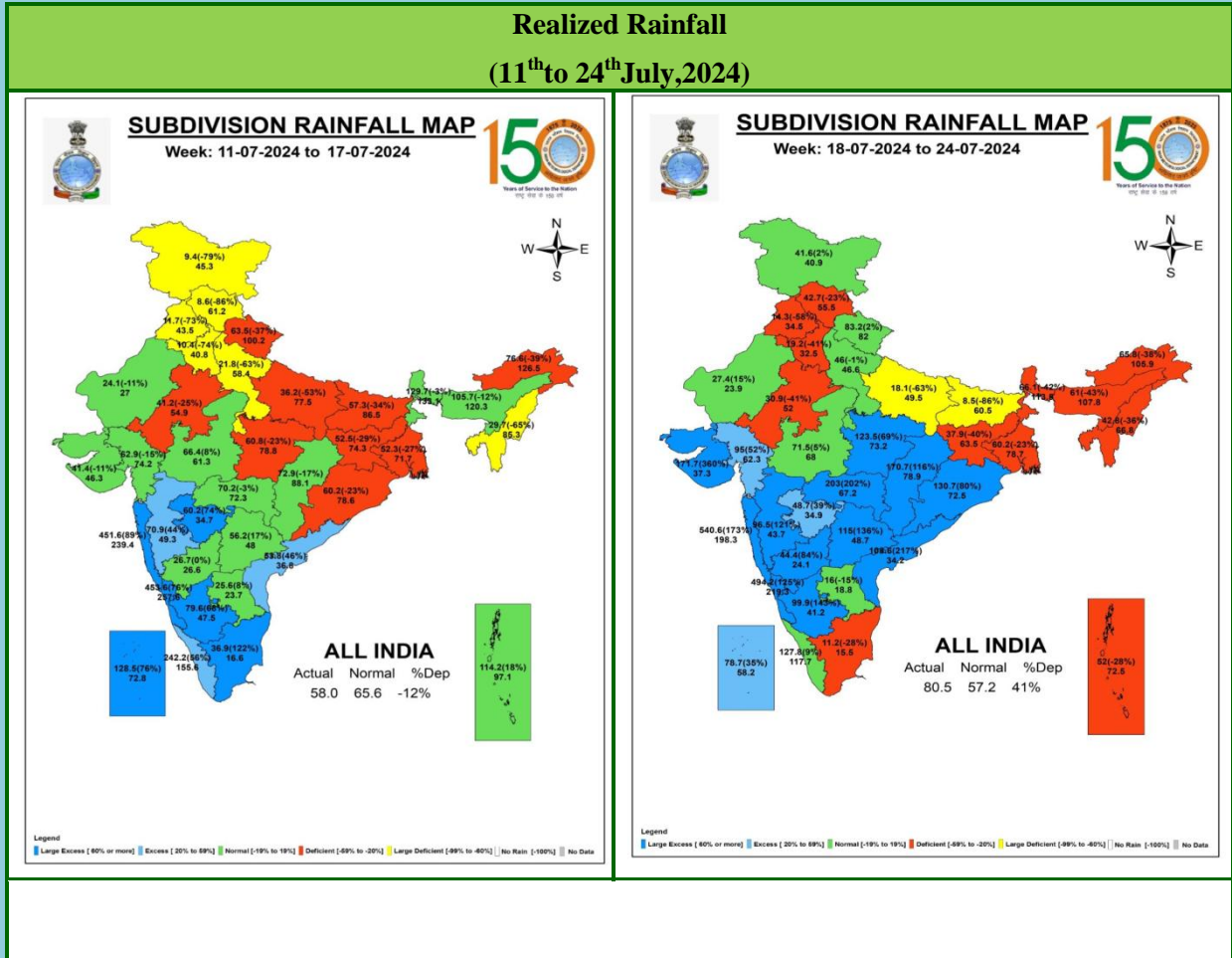
Sky condition (Octas)	8	8	8	8	8
Relative humidity (%) 0830 hours	90	90	90	89	89
Relative humidity (%) 1730 hours	66	72	82	69	59
Wind Speed (kmph)	24	19	19	20	18
Wind Direction	248	248	248	248	248

- Download “**DAMINI**” app to get early warning on lightening and take precautions based on the alert given by the application.
- Kindly download “**MAUSAM**” APP for location specific forecast & warning & “**MEGHDOOT**” APP for Agromet advisory
- This information is available in the website: mausam.imd.gov.in

For any information farmers can contact **Dr. C. Ramachandra**, Senior Farm Superintendent/ **Dr. Sumanth Kumar.G.V**, Technical officer over phone No. 0821-259126/ 9535345814.

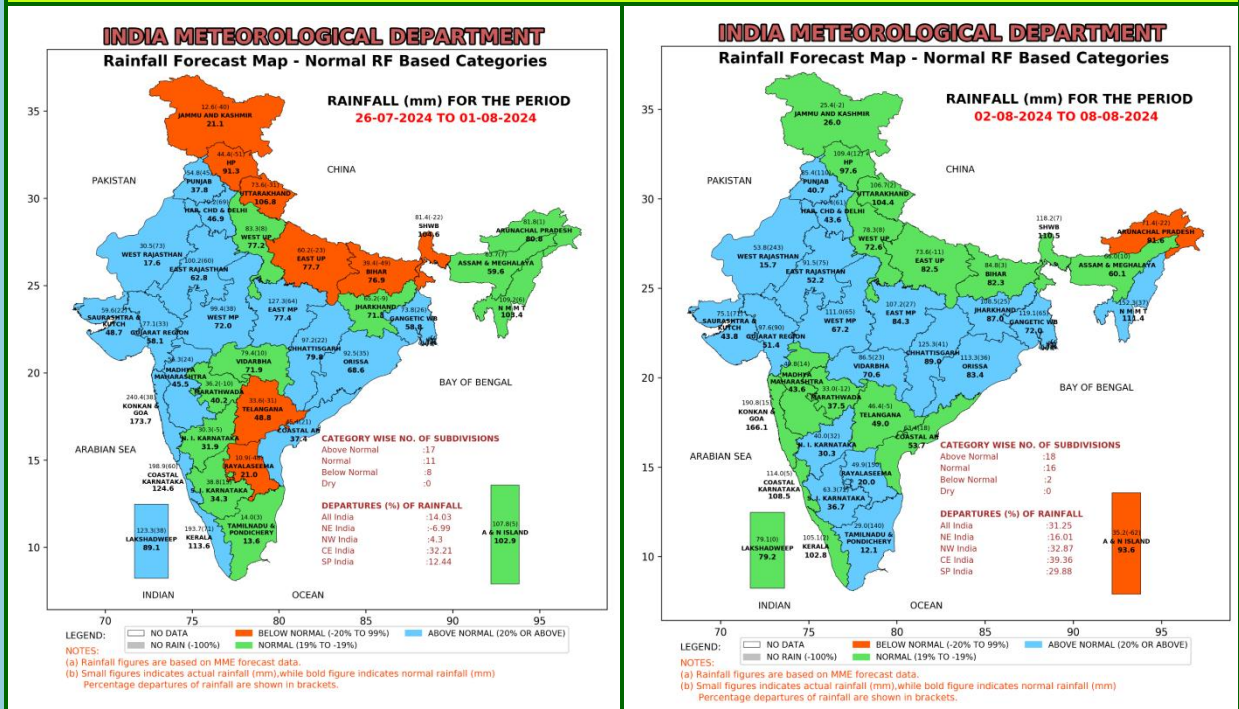
**AMFU of IMD,
Naganahalli, Mysuru**

वास्तविकवर्षा तथा विस्तारित अवधि पूर्वानुमान
Realized Rainfall and Extended Range Forecast
 (वर्षा और तापमान)
 (Rainfall and Temperature)



Extended Range Forecast System

Rainfall forecast maps for the next 2 weeks (IC- 24thJuly, 2024) (26thJuly to 08thAugust, 2024)



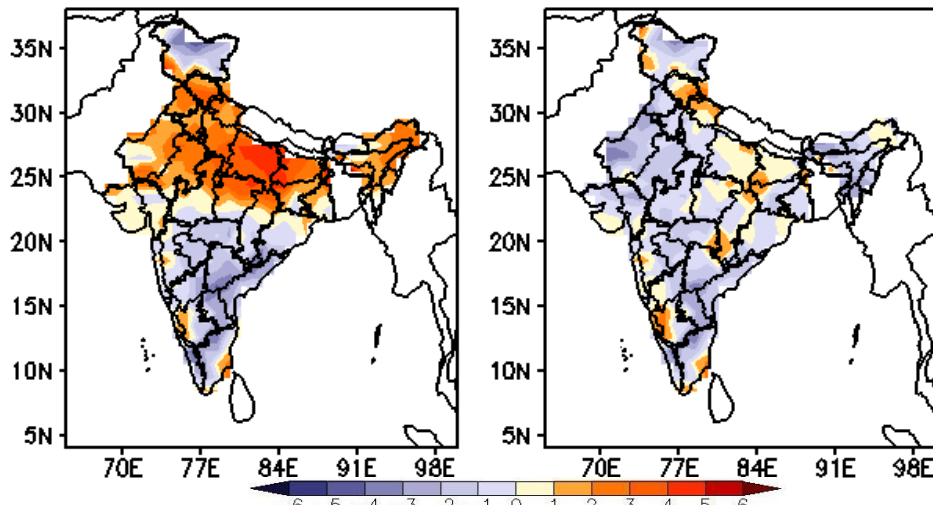
- **Week 1 (26.07.2024 to 01.08.2024):** Rainfall is likely to be above normal over regions along the West Coast; many parts of Central & Northwest India and some parts of East India. However, it is likely to be below normal over Tamil Nadu, Rayalaseema, Telangana, Jammu & Kashmir, Himachal Pradesh, Uttarakhand, East Uttar Pradesh and Bihar.
- **Week 2 (02.08.2024 to 08.08.2024):** Rainfall is likely to be above normal over most parts of Country except East Uttar Pradesh where it is likely to be below normal.

Maximum and Minimum temperature anomaly (°C) forecast for the next 2 weeks (IC- 24thJuly, 2024) (26thJuly to 08thAugust, 2024)

MME forecast Tmax anomaly (Deg C)

(Week1: 26Jul-01Aug)

(Week2: 02Aug-08Aug)



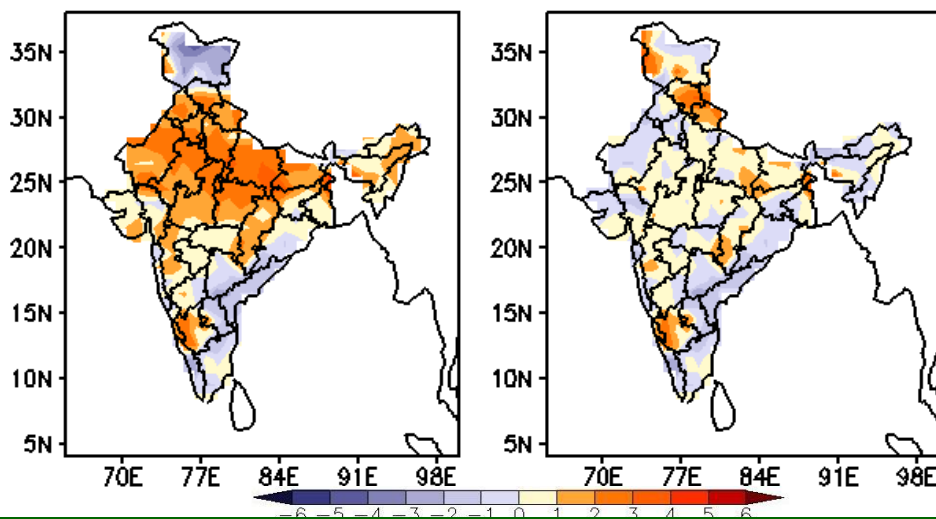
Maximum Temperature (Tmax)

- **Week 1 (26.07.2024 to 01.08.2024):** Maximum temperature is likely to be above normal over Northwest India, East India and Northeast India.
- **Week 2 (02.08.2024 to 08.08.2024):** Maximum temperature is likely to be below normal over most parts of the country.

MME forecast Tmin anomaly (Deg C)

(Week1: 26Jul-01Aug)

(Week2: 02Aug-08Aug)



Minimum Temperature (Tmin)

- **Week 1 (26.07.2024 to 01.08.2024):** Minimum temperature likely to be above normal over most parts of the country except Kerala, Telangana, Rayalaseema and regions along East Coast.
- **Week 2 (02.08.2024 to 08.08.2024):** Minimum temperature likely to be slightly above normal over parts of Northwest India, Central India and Karnataka.